



Region 2000 Services Authority

828 Main Street, 12th Floor

Lynchburg, VA 24504

April 24, 2013

2:00 p.m.

Agenda

1. Welcome and approval of the January 23rd minutes Kim Payne, Chairman
2. Public Hearing on Market Rate Kim Payne, Chairman
3. Financial Report..... Rosalie Majerus
 - a. F/Y 13 Year to Date Financial Report
 - b. Livestock Road Landfill haul road improvements
4. Proposal to retire the 2008 Bond three years early Gary Christie
5. Consideration of the FY 14 Budget Clarke Gibson
6. Sound Barrier at the Livestock Road Landfill update Clarke Gibson
7. Discussion on Bedford City membership after July 1 Charles Kolakowski
8. Financial Policies Gary Christie
9. Reimbursement Resolution from Sands Anderson Clarke Gibson
10. Transfer of the Concord Turnpike operations building back to Lynchburg Clarke Gibson
11. Report from Director Clarke Gibson
12. Election of Officers Gary Christie
13. Adjourn

Next Meeting: July 24, 2013, Region 2000 Partnership Conference Room

Region 2000 Services Authority Meeting

April 24, 2013

Director's Summary

1. **Welcome and Minutes from the January 12, 2013 meeting are attached for approval.**
.....(attachment 1)

2. **Public Hearing on Market Rate**

An advertisement has been run in each newspaper of the Service Authority Communities to invite comments on a proposal to increase the market rate from \$38 to \$39 per ton.

Action will be taken during the section of the meeting discussing the budget.

3. **FY 13 Finances** (attachment 2)

- a. Year to Date Financial Report Rosalie Majerus
- b. Consideration of using \$147,000 from Liberty University payments to improve the haul road from the scale house to the maintenance facility and putting the balance, \$285,513, into our Operating and Maintenance Reserve Account

4. **Proposal to pay off the 2008 bond three years early**

The City of Lynchburg paid the Authority \$1,057,203 to settle the purchase of the Concord Turnpike Landfill. There remains \$951,410 debt on the 2008 Bond where the purchase money originated. (The payoff amount will probably be slightly less.)

Staff's thinking is that the money was originally part of the 2008 borrowing and, since it was returned by the City because of an error in measuring the space available, then it would be appropriate to return the money to the 2008 borrowing and pay it off early.

We pay about 3.15% interest while we're earning .07% interest while we hold the cash.

We would normally complete payment for the 2008 bond in FY 16.

5. **FY 14 Budget**

Proposed Market Rate: \$39 per ton
Proposed Member Rate: \$29 per ton
Proposed Contract Rate: \$34 per ton

Tonnage Projection: 205,347 tons

- Removes Bedford City tonnage
- FY 2013 tonnage is trending lower than projected

3% pay increase for employees

Excess Revenue .94% decrease

Total Revenue \$7,131,193, 7.14% decrease

Total Expenses \$7,131,193, 7.14% decrease

Assumes that we pay off the 2008 bond as described in agenda item 4

6. Sound Barrier at the Livestock Road Update.....(attachment 3)

Services Authority Director Clarke Gibson will update the Authority about measures taken to mitigate noise and odors at the Livestock Road landfill.

7. Bedford City withdrawal request (attachment 7)

Bedford County is proposing to pay \$100,000 to withdraw from the Region 2000 Services Authority.

8. Financial Policies

The Authority is asked to approve the following:

Discount Policy for Inert Material

Inert materials such as clean dirt, brick, block, concrete without rebar can be brought to the landfill at no charge under specific circumstances. This material can be used for operational purposes which help to offset the cost of landfill operations.

The Director is authorized to review the volume and types of materials brought to the landfill for disposal by its customers as needed to determine materials that are inert in nature. Where the materials are found to be inert, the Director is authorized to discount the disposal fee for inert quantities using his professional judgment.

Write-off of Delinquent Accounts, Insufficient Funds Customers Account Balances, Finance Charges and Penalties

The management of Region 2000 Services Authority is authorized to write-off uncollectible delinquent account balances and insufficient funds account balances up to \$4,000. Additionally, they are permitted to waive finance charges and penalties charged to customers up to \$4,000. Items over \$4,000 will be presented to the Authority for approval.

Amount of Write-off/Waiver	Authorized Individual
Up to \$4,000	SA Director
\$4,000 and up	Service Authority Board

9. Reimbursement Resolution (attachment 4)

As we look to design and build the next cell at the Livestock Road landfill, it may be appropriate to authorize a reimbursement of our expenses from a later bond debt.

Dan Siegel of Sands Anderson offers the attached resolution for consideration.

10. Transfer of the Concord Turnpike Operations Building back to Lynchburg (attachment 5)

The Operations Building was inadvertently transferred to the Authority when we purchased the Concord Turnpike landfill. It should have remained with Lynchburg and we propose transferring the property back so they can take over insurance responsibilities.

11. Report from Director

- a. Purchase of a commercial grade mower
\$3500.00 is budgeted in FY 2013 for a new mower. Staff recommends an upgrade to a heavier duty commercial grade mower. John Deere was awarded the state contract for a commercial grade zero turn mower for \$8,800. (This price is 23% below retail.)
- b. Tonnage trends (attachment 6)
- c. Website
- d. Engineering contract
- e. Concord Turnpike Landfill master planning chart

12. Election of officers for FY 14

Authority member officers for the Authority serve a one year term. They may be re-elected for an additional year. FY 13 completes the first year for the following officers:

Kim Payne – Chair
David Laurrell – Vice Chair
Steve Carter – Treasurer
Gary Christie - Secretary

13. Adjournment – Next Meeting July 24, 2013 at 2 p.m. at the Region 2000 offices.

Region 2000 Services Authority

Region 2000 Services Authority Meeting
Region 2000 Partnership Large Conference Room
January 23, 2013
2:00 p.m.

Draft Minutes

Board Members

Present

Steve Carter	Nelson County
David Laurrell.....	Campbell County
Kim Payne.....	City of Lynchburg
John Spencer.....	Appomattox County
Bart Warner.....	City of Bedford

Others

Emmie Boley	Region 2000
Gary Christie.....	Region 2000
Susan Cook	Region 2000
Clarke Gibson	Region 2000
Bill Hefty	Hefty & Wiley
Katrina Koerting	News and Advance
Rosalie Majerus	Region 2000
Matt McLearen.....	RFCA
Clif Tweedy	Campbell County
Felicia West	Region 2000

1. Welcome

Chairman Kim Payne welcomed everyone and opened the meeting at 2:00 p.m.

2. Approval of October 24, 2012 Minutes

A motion was made by Steve Carter and seconded by David Laurrell to accept the minutes as written. The motion carried unanimously.

3. Discussion with Mr. Don Barnett

Don Barnett, of 367 Barringer Dr., Rustburg, came to speak to the Authority concerning noise and traffic coming from the landfill. He explained that the expectation of the homeowners in his development was that the sound wall would extend approximately

300 ft. farther than it presently is. David Laurrell suggested that Clarke Gibson work up a rough estimate of what it would cost to extend the wall further, and also an estimate to put in a vegetative barrier on Barringer Drive.

Kim Payne also asked that the original illustration of the wall be shared with the Authority at the next meeting.

4. Financial Report

a) Matt McLearn, of Robinson, Farmer, Cox Associates, reported on the Services Authority audit for the year ending 06/30/2012. There were no significant deficiencies or material weaknesses in the financial reporting structure.

b) Year to Date Report

Ms. Majerus reviewed the financials through 12/30/12:

- Member revenue and tonnage is short of budget by \$255,000 at this point.
- Outside tonnage at market rate is greater than budgeted, mainly due to the Liberty project.
- Lynchburg contracts are also greater than budgeted.

c) 2011 Bond Residual

- There is a remaining \$285,000 Bond Balance from the 2011 Bond, with an estimated undesignated amount of \$165,000. Mr. Gibson proposed that the undesignated Bond Balance be used for engineering and permitting for the next phase.
- There is the full \$10,000,000 to pay on the 2011 Bond, and \$2,050,000 on the 2008 Bond.

Kim Payne asked that Mr. Gibson bring a report on milestones for expansion to the next meeting.

d) Liberty University Excess Revenue Trash Disposal Fees

Mr. Gibson explained that the impact of extra tonnage from the Liberty Project should cause FY13 Excess Revenue to be greater than budgeted. Once Lynchburg and Campbell receive their budgeted FY13 Excess Revenue payments, he proposed some options for the additional funds including:

- Paying Lynchburg and Campbell the shortfall from FY12 Excess Revenue
- Increase the O&M reserve by the amount. Ideally, the O&M reserve should contain three months of operating expenses.
- Establishing a rate stabilization reserve

After discussion, both Kim Payne and David Laurrell indicated that they would not want to use the extra funds to make up the shortfall from FY12 Excess

Revenue. It was also indicated that we would not use the O&M reserve funds for rate stabilization.

David Laurell indicated that he would support increasing the O&M Reserve.

It was decided that this would be reviewed again in April.

5. 2014 Budget Discussion

Mr. Gibson presented a preliminary budget:

- Bedford City tonnage was removed from this budget.
- Member rate and market rate remains unchanged.
- Rates have been increased for the two contracts by 2.00/ton until contracts equal market rate.
- There is a slight decrease in tonnage projection.
- There is a slight increase in revenue, due to the rate increase for the two contracts.
- There is a slight decrease in operating expenses.
- Included is a proposed 3% salary adjustment for all employees.

Following discussion on member and market rates, a motion was made by David Laurell to advertise a market rate of \$39.00. The motion was seconded by Steve Carter, and carried unanimously.

Mr. Gibson was asked to provide a scenario for \$29/\$38 rate schedule, and also a \$29/\$39 rate schedule.

6. Update on Bedford Reversion

Bart Warner stated that Bedford City asks for support for their withdrawal from the Authority, and also asks for the conditions associated with the withdrawal.

Bill Hefty advised that Bedford City can withdraw if everyone agrees and conditions for withdrawal are negotiated. Also, formal correspondence with their proposal is needed from Bedford City stating that they want out of the Authority under certain conditions, and giving their expectations. They would need to agree with the financial analysis done by SAIC on January 13, 2013 for reimbursement in the amount of \$270,000. The Board asked to have confirmed whether the closure, post closure liability issue was addressed in the analysis. The Authority would be open to flexibility on repayment. Bill Hefty asked that the letter is received by February 15, as it will have to be presented to all of the member governing bodies.

The question was also raised that if in the event of a Bedford payout, how would that revenue be handled?

7. Discussion on Discount for Lynchburg Sludge Disposal

Gary Christie explained that Lynchburg has an opportunity to land apply sludge at a less expensive cost for their utility program. This would increase everybody's member rate by about \$3.00/ton. One scenario would be to offer a discount in order to keep the volume, and offer anybody with sludge to bring it at a reduced rate. There was no decision made at this time.

8. Director's Report

- a) Tonnage Report – Mr. Gibson reported that tonnage is down and will probably continue through February.
- b) Construction Update – Construction projects are almost complete.
- c) Services Authority Website – Work continues on an updated website.

9. Closed Session to Discuss Real Estate – Postponed until the April meeting.

10. Next Meeting – April 24

There being no further business, the meeting adjourned at 4:05 p.m.

**Region 2000 Services Authority
FY13 Actuals & Proposed FY14 Budget
As of 3/31/2013**

Table of Contents

<i>Schedule 1</i>	<i>Revenue</i>
<i>Schedule 2</i>	<i>Expense Summary</i>
<i>Schedule 3</i>	<i>Personnel Expenditures</i>
<i>Schedule 4</i>	<i>Operations & Maintenance Expenditures</i>
<i>Schedule 5</i>	<i>Balance Sheet</i>
<i>Schedule 6</i>	<i>2011 Bond Fund Activity & FY14 Capital (Equipment) Fund Proposed Items</i>

Region 2000 Services Authority
 FY 2013 Disposal Fee Revenue-through 3/31/2013

(attachment 3a)

Schedule 1

Increase in Contract Rate to \$34/Other rates \$29/\$39

Tonnage	FY 13 Budget	Actuals Through 3/31/13	Diff Between Budget & Actual-FY 13	% Budget Remaining-FY 13	FY 14 Proposed Budget
Tonnage From Member Jurisdictions					
Lynchburg	51,145	28,772	22,373	43.74%	38,747
Campbell	22,558	15,016	7,542	33.43%	20,222
Nelson	10,481	6,537	3,944	37.63%	8,804
Appomattox	6,371	3,920	2,451	38.46%	5,280
Bedford	4,766	2,405	2,361	49.55%	-
Subtotal Member Jurisdictions	95,321	56,651	38,670	40.57%	73,053
Lynchburg Contracts & Other Waste	28,000	21,803	6,197	22.13%	29,362
Market Rate Tonnage	108,267	108,607	(340)	-0.31%	102,932
Subtotal Contract and Market Rate	136,267	130,410	5,857	4.30%	132,294
Subtotal Revenue Generating Tonnage	231,588	187,061	44,527	19.23%	205,347
Other Tonnage at No Charge (inert/brush/slag)	9,391	21,161	(11,770)	-125.33%	13,119
Total Tonnage	240,979	208,222	32,757	13.59%	218,466

Disposal Fee Revenue	FY 13 Budget	Actuals Through 3/31/13	Diff Between Budget & Actual-FY 13	% Budget Remaining-FY 13	FY 14 Proposed Budget
From Member Jurisdictions					
Lynchburg	\$ 1,432,060	\$ 806,325	\$ 625,735	43.7%	\$ 1,123,663
Campbell	\$ 631,624	\$ 421,717	\$ 209,907	33.2%	\$ 586,438
Nelson	\$ 293,468	\$ 183,047	\$ 110,421	37.6%	\$ 255,316
Appomattox	\$ 178,388	\$ 109,759	\$ 68,629	38.5%	\$ 153,120
Bedford	\$ 133,448	\$ 67,302	\$ 66,146	49.6%	\$ -
Subtotal Member Jurisdictions	\$ 2,668,988	\$ 1,588,149	\$ 1,080,839	40.5%	\$ 2,118,537
Lynchburg Contracts & Other Waste	\$ 896,000	\$ 684,616	\$ 211,384	23.6%	\$ 998,308
Outside Tonnage-Market Rate	\$ 4,114,146	\$ 4,112,061	\$ 2,085	0.1%	\$ 4,014,348
Subtotal Contract and Market Rate	\$ 5,010,146	\$ 4,796,677	\$ 213,469	4.3%	\$ 5,012,656
Total	\$ 7,679,134	\$ 6,384,826	\$ 1,294,308	16.9%	\$ 7,131,193

Per Ton Disposal Fees	FY 13 Budget	YTD Average Through 3/31/13	Diff Between Budget & Actual-FY 13	% Difference	FY 14 Proposed Budget
Member Disposal Fee	\$ 28.000	\$ 28.0337827	\$ (0.034)	-0.12%	\$ 29.000
Cost of Service (COS) Tipping Fee	\$ 28.054	\$ 27.6770806	\$ 0.377	1.34%	\$ 29.000
Avg. Rate-Lynchburg Contracts & Other Waste	\$ 32.000	\$ 31.3996272	\$ 0.600	1.88%	\$ 34.000
Market Rate	\$ 38.000	\$ 37.8620182	\$ 0.138	0.36%	\$ 39.000

Schedule 1

Page 1 of 1

4/16/2013 11:15 AM

**Region 2000 Services Authority
 FY 2013 Expenses - through 3/31/13
 SUMMARY - Schedule 2**

Increase in Contract Rate to \$34/Other rates \$29/\$39

Expenses	FY 13 Budget	Actuals Through 3/31/13	Diff Between Budget & Actual-FY 13	% Budget Remaining-FY 13	FY 14 Proposed Budget	% Change FY13 to FY14 Budget
Personnel Subtotal	\$ 1,273,143	\$ 937,365	\$ 335,778	26%	\$ 1,349,034	5.96%
Landfill O & M Subtotal	\$ 1,574,340	\$ 983,202	\$ 591,138	38%	\$ 1,470,900	-6.57%
Landfill Equipment Replacement Reserve Subtotal	\$ 307,941	\$ 230,956	\$ 76,985	25%	\$ 300,000	-2.58%
Closure and Post-Closure Reserve Subtotal	\$ 985,000	\$ 738,750	\$ 246,250	25%	\$ 781,111	-20.70%
Environmental Remediation	\$ 50,000	\$ 37,500	\$ 12,500	25%	\$ 50,000	0.00%
O & M Reserve (Includes excess from Liberty project)	\$ 200,000	\$ 582,513	\$ (382,513)	-191%	\$ 347,048	73.52%
Debt Service Reserve	\$ 67,000	\$ 50,250	\$ 16,750	25%	\$ -	-100.00%
Annual Debt Service Subtotal	\$ 2,366,960	\$ 1,808,816	\$ 558,144	24%	\$ 1,979,303	-16.38%
Operating Expenses	\$ 6,824,384	\$ 5,369,352	\$ 1,455,032	21%	\$ 6,277,396	-8.02%
Reimbursable Expenses Subtotal	\$ (306,411)	\$ (160,156)	\$ (146,255)	48%	\$ (301,344)	-1.65%
Late Fee & Other Income Subtotal	\$ (21,000)	\$ (31,892)	\$ 10,892	-52%	\$ (21,000)	0.00%
Other Income Total	\$ (327,411)	\$ (192,048)	\$ (135,363)	41%	\$ (322,344)	-1.55%
Net Cost of Service Operating Expense Total	\$ 6,496,973	\$ 5,177,304	\$ 1,319,668	20.3%	\$ 5,955,052	-8.34%
Total Revenue Generating Tonnage	231,588	187,061	44,527	19.2%	205,347	-11.33%
Disposal Cost per Ton	\$ 28,0540	\$ 27,677	\$ 0,377	1.3%	\$ 28,9999	3.37%

Airspace Reserve	FY 13 Budget	Actuals Through 3/31/13	Diff Between Budget & Actual-FY 13	% Budget Remaining-FY 13	FY 14 Proposed Budget	% Change FY13 to FY14 Budget
Authority	\$ -	\$ -	\$ -	0%	\$ -	0.00%
**Lynchburg (Newly Revised Split is 30.6%)	\$ 363,317	\$ 363,318	\$ (1)	0%	\$ 359,898	-0.94%
Campbell (Newly Revised Split is 69.4%)	\$ 823,993	\$ 823,996	\$ (3)	0%	\$ 816,239	-0.94%
Airspace Reserve Subtotal	\$ 1,187,310	\$ 1,187,314	\$ (4)	0%	\$ 1,176,137	-0.94%
O & M Reserve Contribution	\$ (5,149)	\$ 20,208	\$ (25,356)	492%	\$ 4	-100.08%
Total Expenses	\$ 7,679,134	\$ 6,384,826	\$ 1,294,308	17%	\$ 7,131,193	-7.14%

**Personnel
Schedule 3**

(attachment 3a)

	Account	FY 13 Budget	Actuals Through 3/31/13	Diff Between Budget & Actual FY 13	% Budget Remaining- FY 13	FY 14 Proposed Budget	% Change FY13 to FY14 Budget
	Solid Waste Staff Management						
41111	Salaries - Solid Waste Director	\$ 101,948	\$ 77,211	\$ 24,737	24.3%	\$ 105,007	3.00%
41112	Salaries-Environ Compli & Safety	\$ 46,013	\$ 35,260	\$ 10,753	23.4%	\$ 47,393	3.00%
41113	Salaries-Business Manager	\$ 56,817	\$ 43,363	\$ 13,454	23.7%	\$ 58,522	3.00%
41114	Salaries-Finance Associate	\$ 40,744	\$ 31,308	\$ 9,436	23.2%	\$ 41,966	3.00%
	Subtotal-Management	\$ 245,522	\$ 187,142	\$ 58,380	23.8%	\$ 252,888	3.00%
	Salaries & Wages-Operations						
41121	Salaries & Wages-Operations Mgr	\$ 55,987	\$ 42,740	\$ 13,247	23.7%	\$ 57,667	3.00%
41122	Salaries-Recycling Program Mgr	\$ 46,288	\$ 35,466	\$ 10,822	23.4%	\$ 47,676	3.00%
41123	Salaries&Wages-Scale Operator	\$ 82,505	\$ 63,058	\$ 19,447	23.6%	\$ 83,484	1.19%
41124	Salaries&Wages-Operator IV	\$ 75,293	\$ 57,970	\$ 17,323	23.0%	\$ 77,551	3.00%
41125	Salaries&Wages-Operator III	\$ 65,755	\$ 50,816	\$ 14,939	22.7%	\$ 67,728	3.00%
41126	Salaries&Wages-Operator II	\$ 163,067	\$ 124,906	\$ 38,161	23.4%	\$ 167,959	3.00%
41127	Salaries&Wages-Operator I	\$ 23,662	\$ 17,639	\$ 6,023	25.5%	\$ 23,079	-2.46%
41128	Salaries&Wages-Mechanic	\$ 30,720	\$ 18,217	\$ 12,503	40.7%	\$ 54,503	77.42%
41100	Salaries&Wages-Other	\$ -	\$ -	\$ -	0.0%	\$ -	0.00%
	Subtotal-Operations	\$ 543,276	\$ 410,811	\$ 132,465	24.4%	\$ 579,647	6.69%
	Total	\$ 788,798	\$ 597,953	\$ 190,846	24.2%	\$ 832,535	5.54%
	Employee Benefits						
42210	VRS-Retirement (10.92% ER + 5.0% EE)	\$ 86,137	\$ 62,987	\$ 23,150	27%	\$ 90,913	5.54%
42220	VRS Life Insurance (1.19%)	\$ 9,387	\$ 6,945	\$ 2,441	26%	\$ 9,907	5.54%
42300	Employer Cost-Health Insurance	\$ 117,803	\$ 91,968	\$ 25,835	22%	\$ 135,236	14.80%
42700	Employer Cost-Worker's Comp	\$ 30,858	\$ 21,986	\$ 8,872	29%	\$ 31,784	3.00%
42100	Employer Cost-FICA	\$ 61,873	\$ 44,756	\$ 17,117	28%	\$ 65,265	5.48%
47000	Retiree Health Care-OPEB-GASB 45	\$ -	\$ -	\$ -	0%	\$ -	-
42500	Disability Insurance	\$ -	\$ -	\$ -	0%	\$ -	0.00%
42600	Unemployment Insurance	\$ 8,000	\$ -	\$ 8,000	100%	\$ 8,000	0.00%
	Payroll Administration-moved to Contractual Services						
	Employee Benefits Subtotal	\$ 314,058	\$ 228,643	\$ 85,415	27.2%	\$ 341,104	8.61%
	Overtime						
41200	Salaries and Wages - Overtime	\$ 20,000	\$ 15,761	\$ 4,239	21%	\$ 20,600	3.00%
41300	Part -time Salaries-Wages-Regul	\$ -	\$ -	\$ -	0%	\$ -	-
41400	Part -time Salaries-Wages-Overt	\$ -	\$ -	\$ -	0%	\$ -	-
	Overtime Subtotal	\$ 20,000	\$ 15,761	\$ 4,239	21%	\$ 20,600	3.00%
	Total Personnel Costs-Services Authority Staff	\$ 1,122,856	\$ 842,356	\$ 280,500	25.0%	\$ 1,194,239	6.36%
	Local Government Council Staff						
43131	Prof Services-LGC-Salaries	\$ 62,294	\$ 41,225	\$ 21,069	33.8%	\$ 64,163	3.00%
43132	Prof Services-LGC-Benefits	\$ 35,888	\$ 24,900	\$ 10,988	30.6%	\$ 36,964	3.00%
43133	Prof Services-LGC Overhead	\$ 52,105	\$ 28,884	\$ 23,222	44.6%	\$ 53,668	3.00%
	Total Personnel Costs-Region 2000 Staff	\$ 150,287	\$ 95,009	\$ 55,278	36.8%	\$ 154,796	3.00%
	Total Personnel Costs	\$ 1,273,143	\$ 937,365	\$ 335,778	26.4%	\$ 1,349,034	5.96%

Landfill Operating and Maintenance Expenses
Schedule 4

(attachment 3a)

Account	Operations and Maintenance Cost Type	FY 13 Budget	Actuals Through 3/31/13	Diff Between Budget & Actual-FY 13	% Budget Remaining-FY 13	FY 14 Proposed Budget	% Change FY13 to FY14 Budget
	Contractual Services						
43166	Software support-Paradigm	\$ 15,000	\$ 6,142	\$ 8,858	59%	\$ 10,000	-33.33%
43321	Communications M&R Service/Radio	\$ 1,100	\$ 7,343	\$ (6,243)	-568%	\$ 8,000	627.27%
43313	Building M & R Services	\$ 1,000	\$ 6,039	\$ (5,039)	-504%	\$ 2,000	100.00%
43171	Site Maintenance-Lynchburg	\$ 5,000	\$ 8,370	\$ (3,370)	-67%	\$ 5,000	0.00%
43172	Site Maintenance-Campbell	\$ 5,000	\$ 12,266	\$ (7,266)	-145%	\$ 10,000	100.00%
43170	Sedimentation Basin Cleaning	\$ -	\$ -	\$ -	0%	\$ -	0.00%
43169	Janitorial Services	\$ 7,800	\$ 5,667	\$ 2,133	27%	\$ 7,800	0.00%
43110	Med/Dental/Pharm/Lab Services	\$ -	\$ -	\$ -	0%	\$ -	0.00%
43150	Legal Services	\$ 30,000	\$ 22,500	\$ 7,500	25%	\$ 30,000	0.00%
43120	Accounting and auditing service	\$ 7,000	\$ 6,500	\$ 500	7%	\$ 7,000	0.00%
43140	Engineering/Monitoring Services-Lynchburg	\$ 50,000	\$ 19,206	\$ 30,794	62%	\$ 50,000	0.00%
43140a	Engineering/Monitoring Services-Campbell	\$ 70,000	\$ 50,146	\$ 19,854	28%	\$ 50,000	-28.57%
43141	Professional Consulting Service	\$ -	\$ -	\$ -	0%	\$ -	0.00%
43160	Environmental Lab Services-Lynchburg	\$ 15,000	\$ 3,435	\$ 11,565	77%	\$ 15,000	0.00%
43160a	Environmental Lab Services-Campbell	\$ 15,000	\$ 3,971	\$ 11,029	74%	\$ 15,000	0.00%
43200	Temporary Help Service Fees	\$ 20,000	\$ 10,215	\$ 9,785	49%	\$ 20,000	0.00%
43600	Advertising	\$ 5,000	\$ 1,404	\$ 3,596	72%	\$ 5,000	0.00%
43176	Software Purchases-Other	\$ 5,000	\$ 398	\$ 4,602	92%	\$ 5,000	0.00%
43167	Pest Control services	\$ 1,200	\$ 160	\$ 1,040	87%	\$ 1,200	0.00%
43168	Investigative Services	\$ 500	\$ 49	\$ 452	90%	\$ 500	0.00%
46011	Uniform Rental Services	\$ 7,000	\$ 11,790	\$ (4,790)	-68%	\$ 11,000	57.14%
43161	Tire Shredding Services	\$ 7,000	\$ 1,941	\$ 5,059	72%	\$ 7,000	0.00%
43165	Misc Contractual Services	\$ 1,000	\$ 5,620	\$ (4,620)	-462%	\$ 1,000	0.00%
43177	Creation and Maintenance of a web site	\$ 1,000	\$ 1,622	\$ (622)	-62%	\$ 1,000	0.00%
42850	Employee Med Exp-drug tests, ph	\$ 2,000	\$ 1,236	\$ 764	38%	\$ 2,000	0.00%
43174	Equip Parts Supplier Admin	\$ -	\$ 1,290	\$ (1,290)	0%	\$ -	0.00%
46031	Heavy Equipment-Outside Repair	\$ 130,000	\$ 104,131	\$ 25,869	20%	\$ 70,000	-46.15%
43173	Mechanical M&R Services	\$ 5,000	\$ 1,349	\$ 3,651	73%	\$ 5,000	0.00%
43175	Software support-City of Lynchb	\$ 5,100	\$ -	\$ 5,100	100%	\$ -	-100.00%
43121	Payroll support services	\$ 12,000	\$ 5,250	\$ 6,750	56%	\$ 12,000	0.00%
46017	Software Maint Contract-Accounting	\$ 800	\$ -	\$ 800	100%	\$ 800	0.00%
43162	HHW Disposal	\$ -	\$ 318	\$ (318)	0%	\$ -	#DIV/0!
43163	Wood Waste Grinding	\$ -	\$ 1,628	\$ (1,628)	0%	\$ 10,000	0.00%
	Contractual Services Subtotal	\$ 424,500	\$ 299,982	\$ 124,518	29%	\$ 361,300	-14.89%
	Supplies & Materials						
46001	Office Supplies/Audio Visual Supplies	\$ 8,400	\$ 10,821	\$ (2,421)	-29%	\$ 8,400	0.00%
46002	Forms & Stationary	\$ 1,500	\$ 585	\$ 915	61%	\$ 1,500	0.00%
46005	Custodial Supplies	\$ 2,500	\$ 2,967	\$ (467)	-19%	\$ 4,000	60.00%
46033	Apparel/Protective Wear/Personal Protective Equipment	\$ 5,000	\$ (1,843)	\$ 6,843	137%	\$ 5,000	0.00%
46012	Books & Publications	\$ -	\$ -	\$ -	0%	\$ -	#DIV/0!
46013	Subscriptions	\$ 1,000	\$ 629	\$ 371	37%	\$ 1,000	0.00%
46018	Safety Supplies	\$ 5,000	\$ (7,173)	\$ 12,173	243%	\$ 5,000	0.00%
46019	Awards & Recognitions	\$ 1,500	\$ -	\$ 1,500	100%	\$ 1,500	0.00%
46020	Grounds Maintenance Supplies	\$ 5,000	\$ 657	\$ 4,343	87%	\$ 5,000	0.00%
46026	Food & Dietary Supplies	\$ 1,000	\$ 455	\$ 545	54%	\$ 1,000	0.00%
46022	Minor Equipment-Tools	\$ 2,500	\$ 10,745	\$ (8,245)	-330%	\$ 2,500	0.00%
46021	Chemicals/gases	\$ 1,000	\$ 108	\$ 892	89%	\$ 1,000	0.00%
43310	R & M- Office	\$ -	\$ 24	\$ (24)	0%	\$ -	#DIV/0!
46009	Vehicle M&R Equipment Parts	\$ 100,000	\$ 70,642	\$ 29,358	29%	\$ 130,000	30.00%
46007	R&M Supplies-Building	\$ 1,000	\$ 792	\$ 208	21%	\$ 5,000	400.00%
43312	R & M-Mechanical-Materials	\$ 1,000	\$ 896	\$ 104	10%	\$ 1,000	0.00%
46032	Communications M & R Materials	\$ 2,500	\$ -	\$ 2,500	100%	\$ 2,500	0.00%
46025	Haul Road M&R Materials	\$ 110,000	\$ 92,196	\$ 17,804	16%	\$ 110,000	0.00%
46027	Daily Cover/Posi-Shell	\$ 110,000	\$ 4,821	\$ 105,179	96%	\$ 110,000	0.00%
46034	Side Slope Soil Cover	\$ 5,000	\$ 975	\$ 4,025	81%	\$ 5,000	0.00%
45210	Postal Services	\$ 2,000	\$ 937	\$ 1,063	53%	\$ 2,000	0.00%
45220	Messenger Services	\$ 100	\$ 111	\$ (11)	-11%	\$ 200	100.00%
43500	Printing & Binding	\$ -	\$ 316	\$ (316)	0%	\$ 1,000	#DIV/0!
42810	Clothing Allowance	\$ -	\$ -	\$ -	0%	\$ -	#DIV/0!
42820	Education-Tuition Assistance	\$ 5,000	\$ -	\$ 5,000	100%	\$ 5,000	0.00%
46006	Linen Supplies	\$ -	\$ -	\$ -	0%	\$ -	#DIV/0!
46023	Computer Materials & Repair	\$ 10,000	\$ 11,287	\$ (1,287)	-13%	\$ 10,000	0.00%
46024	Mechanical M&R Materials	\$ -	\$ -	\$ -	0%	\$ -	#DIV/0!
	Supplies & Materials Subtotal	\$ 381,000	\$ 200,948	\$ 180,052	47%	\$ 417,600	9.61%

Landfill Operating and Maintenance Expenses
Schedule 4

(attachment 3a)

Account	Operations and Maintenance Cost Type	FY 13 Budget	Actuals Through 3/31/13	Diff Between Budget & Actual-FY 13	% Budget Remaining-FY 13	FY 14 Proposed Budget	% Change FY13 to FY14 Budget
	Gas/Diesel Fuel/Oil & Grease	\$ 350,000		\$ 350,000		\$ 350,000	
46008	Vehicle & Equipt Fuel-Diesel	\$ -	\$ 223,133	\$ (223,133)	0%	\$ -	
46028	Vehicle & Equipt Fuel-Gasoline	\$ -	\$ 9,168	\$ (9,168)	0%	\$ -	
46029	Vehicle & Equipt/Oil & Grease	\$ -	\$ 15,230	\$ (15,230)	0%	\$ -	
	Gas/Diesel Fuel/Oil & Grease Subtotal	\$ 350,000	\$ 247,531	\$ 102,469	29%	\$ 350,000	0.00%
	Rentals & Leases			\$ -	0%		
45410	Lease/Rent of Equipment-Office (Copier/postal meter)	\$ 7,000	\$ 3,816	\$ 3,184	45%	\$ 7,000	0.00%
45411	Lease/Rent of Equipment-Landfill	\$ 3,000	\$ 9,186	\$ (6,186)	-206%	\$ 5,000	66.67%
45420	Lease/Rent of Buildings	\$ 2,000	\$ 400	\$ 1,600	80%	\$ -	-100.00%
	Rentals & Leases Subtotal	\$ 12,000	\$ 13,402	\$ (1,402)	-12%	\$ 12,000	0.00%
	Utilities & Natural Gas						
45230	Telephone/Internet	\$ 4,800	\$ 12,906	\$ (8,106)	-169%	\$ 18,000	275.00%
45110	Electrical Services	\$ 36,000	\$ 11,990	\$ 24,010	67%	\$ 15,000	-58.33%
45130	Water & Sewer	\$ 12,000	\$ 1,163	\$ 10,837	90%	\$ 3,500	-70.83%
45120	Utilities - Propane Gas	\$ 7,000	\$ 46	\$ 6,954	99%	\$ -	-100.00%
45231	Cellular Services & Pager	\$ 1,440	\$ 1,320	\$ 120	8%	\$ 2,000	38.89%
45121	Utilities - Natural Gas	\$ -	\$ -	\$ -	0%	\$ -	0.00%
	Utilities & Natural Gas Subtotal	\$ 61,240	\$ 27,424	\$ 33,816	55%	\$ 38,500	-37.13%
	Travel & Training						
45500	Travel & Training	\$ 5,000	\$ -	\$ 5,000	100%	\$ 5,000	0.00%
45510	Travel Mileage-Personal Vehicle	\$ -	\$ 140	\$ (140)	0%	\$ -	
45520	Travel-Public Carriers	\$ -	\$ -	\$ -	0%	\$ -	
45530	Travel-Subsistence & Lodging	\$ -	\$ 3,748	\$ (3,748)	0%	\$ -	
45540	Travel-Convention & Education	\$ -	\$ 3,091	\$ (3,091)	0%	\$ -	
46014	On-Site Training	\$ 5,000	\$ 4,388	\$ 612	12%	\$ 5,000	0.00%
	Travel & Training Subtotal	\$ 10,000	\$ 11,367	\$ (1,367)	-14%	\$ 10,000	0.00%
	Miscellaneous						
45800	Miscellaneous	\$ 3,500	\$ -	\$ 3,500	100%	\$ 3,500	0.00%
45810	Dues and Assoc Membership-Misc	\$ 1,000	\$ 1,071	\$ (71)	-7%	\$ 1,000	0.00%
45801	Bank Service Charges	\$ 3,000	\$ 2,662	\$ 338	11%	\$ 3,600	20.00%
45802	Cash Overage and Shortage	\$ -	\$ 1	\$ (1)	0%	\$ -	#DIV/0!
45803	Finance Charges paid to vendors	\$ -	\$ 52	\$ (52)	0%	\$ -	#DIV/0!
45804	Bad Debt Expense	\$ -	\$ -	\$ -	0%	\$ -	#DIV/0!
46030	Fleet Services Internal Charges-Mgt	\$ 12,700	\$ -	\$ 12,700	100%	\$ -	-100.00%
45840	VDEQ landfill fee - Misc	\$ 75,000	\$ 25,493	\$ 49,507	66%	\$ 30,000	-60.00%
	Misc Expenses Subtotal	\$ 95,200	\$ 29,279	\$ 65,921	69%	\$ 38,100	-59.98%
	Payments to Other Entities						
43164	Leachate Treatment-Concord Turnpike	\$ 15,000	\$ -	\$ 15,000	100%	\$ 13,000	-13.33%
43164a	Leachate Treatment-Campbell	\$ -	\$ -	\$ -	0%	\$ 15,000	#DIV/0!
	Insurance						
45308	General Liability Insurance	\$ 50,000	\$ 40,758	\$ 9,242	18%	\$ 50,000	0.00%
	Payments to Other Entities Subtotal	\$ 65,000	\$ 40,758	\$ 24,242	37%	\$ 78,000	20.00%
	Sub-Total SA O&M Expenses	\$ 1,398,940	\$ 870,693	\$ 528,247	38%	\$ 1,305,500	-6.68%

Landfill Operating and Maintenance Expenses
Schedule 4

(attachment 3a)

Account	Operations and Maintenance Cost Type	FY 13 Budget	Actuals Through 3/31/13	Diff Between Budget & Actual-FY 13	% Budget Remaining-FY 13	FY 14 Proposed Budget	% Change FY13 to FY14 Budget
	Reimbursable Landfill O & M Expenses						
	City of Lynchburg						
43140	Engineering/Monitoring Services	\$ 80,000	\$ 69,439	\$ 10,561	13%	\$ 50,000	-37.50%
43160	Environmental Lab Services	\$ 14,000	\$ 4,206	\$ 9,794	70%	\$ 14,000	0.00%
43161	Tire shredding	\$ 8,200	\$ -	\$ 8,200	100%	\$ 8,200	0.00%
43162	HHW Disposal	\$ 25,000	\$ 7,360	\$ 17,640	71%	\$ 25,000	0.00%
43163	Wood Waste Grinding	\$ -	\$ 17,578	\$ (17,578)	0%	\$ 20,000	#DIV/0!
43164	Leachate Treatment	\$ -	\$ -	\$ -	0%	\$ -	#DIV/0!
	Amherst County						
43162	HHW Disposal	\$ -	\$ 133	\$ (133)	0%	\$ -	#DIV/0!
	Nelson County						
43162	HHW Disposal	\$ -	\$ 133	\$ (133)	0%	\$ -	#DIV/0!
	Appomattox County						
43162	HHW Disposal	\$ -	\$ -	\$ -	0%	\$ -	#DIV/0!
	Campbell County						
43140a	Engineering/Monitoring/Remediation Services	\$ 30,000	\$ 11,067	\$ 18,933	63%	\$ 20,000	-33.33%
43160	Environmental Lab Services	\$ 5,000	\$ 847	\$ 4,153	83%	\$ 10,000	100.00%
43161	Tire shredding	\$ 8,200	\$ -	\$ 8,200	100%	\$ 8,200	0.00%
43162	HHW Disposal	\$ 5,000	\$ 1,199	\$ 3,801	76%	\$ 5,000	0.00%
43163	Wood Waste Grinding	\$ -	\$ 545	\$ (545)	0%	\$ -	#DIV/0!
43164a	Leachate Treatment	\$ -	\$ -	\$ -	0%	\$ 5,000	#DIV/0!
	Reimbursable Landfill O & M Expenses Subtotal	\$ 175,400	\$ 112,508	\$ 62,892	36%	\$ 165,400	-5.70%
	GrandTotal	\$ 1,574,340	\$ 983,201	\$ 591,139	38%	\$ 1,470,900	-6.57%

Region 2000 Services Authority

Balance Sheet

(attachment 3a)

Assets	3/31/2013		
Cash - 2008 Bond Funds			
Cash-US Bank-Bond Balance	\$	-	
Cash-US Bank-Bond Fund Payments	\$	792,287.54	
Total 2008 Bond Funds	\$	792,287.54	
Cash - 2011 Bond Funds			
Cash-US Bank-Bond Balance	\$	250,974.41	
Cash-US Bank-Bond Fund Payments	\$	224,500.05	
Total 2011 Bond Funds	\$	475,474.46	
Cash - Closure/Post-Closure			
Cash -SunTrust Closure/Post-Closure	\$	27,007.37	0.9%
Certificates of Deposit Total	\$	3,047,914.77	99.1%
Total Lynchburg Contribution C/PC Concord Tpk	\$	3,074,922.14	
LGIP-Concord Tpk - SA Contribution C/PC	\$	2,442,914.96	
Total Closure/PC - Concord Tpk	\$	5,517,837.10	
LGIP-Livestock Road - Purchased Contribution C/PC	\$	2,592,016.21	
LGIP-Livestock Road - SA Contribution C/PC	\$	350,137.52	
Total Closure/PC - Livestock Rd	\$	2,942,153.73	
Total Closure/Post Closure	\$	8,459,990.83	
Cash-SunTrust Operating Account			
SunTrust Operating Account-Unrestricted	\$	179,610.64	4.3%
City of Lynchburg Asset Reduction Payment Amount	\$	1,057,203.00	25.4%
Excess Revenue (1Q, 2Q, 3Q FY2013)	\$	1,187,314.00	28.5%
Environmental Rem Reserve Cash (3Q & 4Q FY2012)+(1Q,2Q,3Q FY2013)	\$	62,500.00	1.5%
Equip Replace Reserve Cash (Since inception)	\$	615,525.54	14.8%
Close/Post-Close Res Cur Year Cash (3Q & 4Q FY2012)+(1Q, 2Q, 3Q FY2013)	\$	266,650.02	6.4%
O & M Reserve Cash (FY2012 + 1Q, 2Q, 3Q FY2013)	\$	791,571.00	19.0%
Total SunTrust Operating Account	\$	4,160,374.20	100.0%
LGIP-Environmental Remediation & Future Planning Reserves - FY2009 thru 2Q FY2011	\$	327,227.15	
Total Cash and CDs & LGIP	\$	14,215,354.18	
All Receivables for Operations	\$	632,118.10	
Receivable from City for True-up-Reduced by FY12 ExcRev	\$	1,283,962.00	
Prepaid Expenses	\$	-	
All Fixed Assets	\$	13,179,684.87	
2008 Bond Issue Costs	\$	23,734.00	
2011 Bond Issue Costs	\$	177,894.00	
Total Assets	\$	29,512,747.15	
Liabilities			
Accounts Payable	\$	110,913.54	
Accrued OPEB Liabilities	\$	109,445.00	
Accrued Interest Payable	\$	205,362.00	
Accrued Vacation Pay	\$	78,078.61	
Total Current Liabilities	\$	503,799.15	
Accrued Closure-P/C Cost-Concord Tpk	\$	6,543,489.85	
Accrued Closure-P/C Cost-Livestock Road	\$	3,182,396.97	
Total Closure/Post-Closure	\$	9,725,886.82	
Debt			
2008 Bond Payable	\$	2,050,000.00	
2011 Bond Payable	\$	10,000,000.00	
Total Liabilities	\$	22,279,685.97	
Reserves			
Restricted - O & M Reserve	\$	188,850.00	
Restricted - Environmental Remediation Reserve	\$	200,000.00	
Restricted - Future Disposal Planning Reserve	\$	132,726.60	
Restricted - Equipment Replacement Reserve	\$	1,320,214.83	
Total Reserves	\$	1,841,791.43	
Fund Balance		\$5,391,269.75	
Total Liabilities & Equity	\$	29,512,747.15	

Region 2000 Services Authority

3/31/2013

Schedule 6

2011 Bond Fund

Anticipated Current/Future 2011 Bond Expenditures	Bond Balance
Original Bond Amt	\$ 10,000,000.00
Interest Earned to date	\$ 12,557.70
2011 Bond funds spent to date	\$ (9,761,583.29)
Estimated Remaining Bond Balance	\$ 250,974.41
Additional Items	
Sound Barrier Wall balance	\$ (2,265.00)
Counts & Dobyns Cell 6/7 Est Balance	\$ (20,000.00)
JE Jamerson Est Balance	\$ (10,000.00)
Purchase of Poplar Ridge adjacent lots	\$ (87,500.00)
Subtotal	\$ (119,765.00)
Estimated Surplus 2011 Bond Funds	\$ 131,209.41

Capital (Equipment) Fund**FY14 Capital (Equipment) Items**

	Average Cost Estimate	Fund Balance
Estimated Balance @ 6/30/2013		\$ 692,510.79
Transfer from Operating Fund for FY14		\$ 300,000.00
973 Track Loader	\$ 500,000	
Posi-Shell/Hydroseeder Application equipment	\$ 50,000	
Tires for Pan	\$ 40,000	
4 X 4 Pick Up-not to be purchased-included in FY13	\$ (28,200)	
Utility/Service Truck	\$ 48,200	
Subtotal	\$ 610,000	
Estimated Balance @ 6/30/2014		\$ 382,510.79

Memorandum

To: Region 2000 Services Authority
From: Clarke W. Gibson, P.E. *CWG*
Date: 4/17/2013
Re: Noise and Odor Control Measures

Construction of a 335' long, 15' tall sound barrier wall to screen the scale house area from the Poplar Ridge neighborhood has been recently completed. This wall is similar to sound barrier walls used on interstates and highways. A 350' long, 15' tall earthen berm has also been constructed along the entrance road to help reduce truck traffic noise as the trucks drive down the grade approaching the scale (see photos, attachment no. 1). The new office near the entrance also acts as a barrier as well. An 8' tall privacy fence was installed behind the office along the property line to further screen the site from the neighborhood. Evergreen trees were also planted near the property line between the active landfill cell and the neighborhood for additional screening.

Current decibel levels along Barringer Drive in the Poplar Ridge neighborhood during landfill operating hours range from 55-65 db.

Attachment no. 2 is a drawing provided to a Poplar Ridge resident prior to construction of the sound barrier wall and the berm. This drawing shows a hand-drawn conceptual plan for the sound barrier wall labeled "proposed sound barrier wall." The "as-built" location of the wall is shown in red. The "proposed" location shows the wall extending approximately 270 feet farther down the access road past the scale operation than the "as-built" wall. Construction cost for the existing 335' sound barrier wall totaled \$237,735 or \$709.66/foot. Constructing an additional 270' length of sound barrier wall would cost approximately \$200,000.

Two signs have recently been installed (see photos, attachment no. 3), one at the entrance gate and one at the landfill haul road leaving the working face asking drivers to refrain from using the engine breaks and horns unless necessary. A message stating this was also added to our FM broadcast (FM 100.5) the drivers tune to for unloading instructions as they enter the property. Several 25 MPH speed limit signs have also been placed along the landfill road.

Operational measures have also been implemented in an effort to reduce noise and odors. While operating in the current landfill cell, berms will be constructed with the solid waste along the side of the cell nearest the Poplar Ridge neighborhood. These berms will be covered with soil and will be seeded as they are built. The purpose is to build the berm, then operate behind it until the height of the berm is reached, about 10 feet, then build another berm, operate behind it and so on until the final permitted grade is reached. The first berm is nearing completion and it is expected that this berm will screen working face activities for about nine months before the next berm will be constructed (see photos, attachment no. 3). Operations in the cell adjacent to the neighborhood will continue for about 4 more years. The landfill will gradually slope away from the neighborhood as the height of the landfill is

April 17, 2013

increased, this along with the berms should help reduce the noise of the heavy equipment and the trucks unloading at the working face. Once this cell has reached capacity, operations will move to the next phase on the other side of the current active phase about 2000 feet northeast from the property line the landfill shares the Poplar Ridge neighborhood.

In an effort to mitigate odors, a stockpile of lime is kept onsite and used to cover particularly odoriferous wastes. A new odor control product is available from PosiShell® that can be added to the daily cover material that is sprayed on the working face at the end of each day. Experimentation will begin with this product soon.

Since operations at the Livestock Road Regional Landfill began on July 9, 2012, four verbal complaints have been received about noise and/or odors and four written complaints have been received. The written complaints and the response are included in attachment no. 4. The verbal complaints received a verbal response.

Attachment No. 1

Sound Barrier Wall and Berm along Entrance



Attachment no. 3

Signs



Entrance



Exiting Fillface

Berm constructed in landfill cell adjacent to neighborhood



Attachment No. 4

Written Complaints and Responses

DONALD A. BARNETT

367 Barringer Dr.
Rustburg, VA 24588
Phone (910) 546-0145
donald.a.barnett@gmail.com

January 31, 2013

Mr. L. Kimball Payne, III
900 Church Street
Lynchburg, VA 24504

Dear Sir,

Thank you for allowing me to candidly discuss my concerns regarding the Campbell County Region 2000 Landfill operations.

In an attempt to answer your question(s) as to what it is, we, the residents of Poplar Ridge, were expecting in the way of sight and sound attenuation, I have compiled the enclosed articles for your examination.

Please note that reading the meeting minutes alone leaves much to paraphrase; in addition to the excerpt of the audio record which I have transcribed to the greatest detail of my ability, I will be happy to provide the testimony of those who spoke in opposition of the action being considered at the 7 June 2011 Campbell County Board of Supervisors meeting. The audio contained on the provided disk maximizes the size limit which is able to be emailed. If you care to hear the entire segment of the meeting pertaining to the Services Authority I will be happy to make an additional disk.

In addition to the items explained in the legend at the bottom of the aerial image, please note that two of the four other residents that I know of who work nights on my street (from my location to the cul-de-sac) are also in the home closest to the active cell. They are also one of the first residents of Poplar Ridge, and are able to give accurate accounts as to what it was to live with the county landfill as compared to the consolidated operations.

As for the details of the earthen berm and sound barrier wall, the aerial image contains both the locations I discussed with Mr. Gibson and the locations contained in the testimony of Mr. Gibson, Mr. Tweedy and Mr. Laurrell during the 7 June 2011 Board of Supervisors meeting. The existing sound barrier wall is shorter than all previously mentioned dimensions, and while it could be construed as meeting the "letter" of placing a sight and sound barrier between the Heavy Industrial and Residential properties, I believe many of my neighbors would agree that it does not meet the intent. Also note that the current earthen berm has neither trees nor shrubs, as was the plan conveyed in the public forum.

I am providing Mr. Gibson with an identical package, and encourage you to share this information with whomever you feel it is appropriate. I am happy to email everything contained herein, if that would make distribution more convenient.

Thank you again for your time and consideration in this matter. Feel free to contact me at your leisure.

Sincerely,



Donald A. Barnett

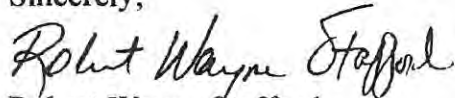
L. Kimball Payne, III
900 Church Street
Lynchburg, VA 24504

Dear Sir

I live at Popular Ridge (522 Barringer Drive, Rustburg, Virginia 24588). My home is located in the cul-de-sac and I have direct exposure of the current pod at the landfill and I have some concerns. I am able to view the garbage being dumped and the landfill's equipment pushing the garbage. I hear the equipment being operated Monday thru Saturday from the time the shift start until it ends. The view from the back of my home is not pleasant; the noise is annoying and loud; and the stench on occasions is unbearable and probably not healthy.

Can you inform me when this current pod is scheduled to be finished? Can you do anything to muffle the sound of the landfill's equipment? Can you or do you do anything to treat the trash so that it does not have the stench? You can contact me at either the above address or the e-mail address below. Any correspondence would be appreciated.

Sincerely;



Robert Wayne Stafford
Wayne30598@live.com

310
MAR 0
100 1100
10-113



Region 2000 Regional Landfill
361 Livestock Road
Rustburg, VA 24588

March 18, 2013

Mr. Robert Wayne Stafford
522 Barringer Drive
Rustburg, VA 24588

Dear Mr. Stafford,

In response to your letter to L. Kimball Payne, III, Region 2000 Services Authority Board Chairman, the Region 2000 regional landfill staff has implemented several measures to mitigate noise and odors emanating from the landfill operation.

The Authority has built a sound barrier wall to screen the scale house area from your neighborhood. This wall is similar to those used on interstates and highways. A large earthen berm has also been constructed along the entrance road to help reduce truck traffic noise as the trucks drive down the grade approaching the scale. The new office near the entrance also acts as a barrier as well. A privacy fence was installed behind the office along the property line to further screen the site from the neighborhood. Evergreen trees were also planted near the property line between the active landfill cell and the neighborhood for additional screening.

We have recently installed two signs, one at the entrance gate and one at the landfill haul road leaving the working face asking drivers to refrain from using the engine breaks and horns unless necessary. A message stating this was also added to our FM broadcast the drivers tune to for unloading instructions as they enter the property. You can hear this message on FM 100.5.

We are also implementing operational measures in an effort to reduce noise and odors. While we are operating in the current landfill cell, we will construct berms with the solid waste along the side of the cell nearest your neighborhood. These berms will be covered with soil and will be seeded as they are built. The purpose is to build the berm, then operate behind it until we reach the height of the berm, about 10 feet, then build another berm, operate behind it and so on until we reach the final permitted grade. We will be operating in the cell adjacent to the neighborhood for about 3-4 more years. As we increase the height of the landfill, we will be moving away from the neighborhood due to the slopes we must maintain for stability, this along with the berms should help reduce the noise of the heavy equipment and the trucks unloading at the working face. Once this cell has reached capacity, operations will move to the next phase on the other side of the current active phase about 2000 feet northeast from the property line the landfill shares with your neighborhood.

Additionally, we have a stockpile of lime that our operators have been adding to the certain types of wastes that have particularly bad odors. We will soon begin experimenting with a new odor control product that was demonstrated here recently with positive results. A weather station has recently been installed on site and operators are monitoring the wind direction and speed to determine when lime must be applied in order to reduce the odors that may migrate into your neighborhood.

Sincerely,

A handwritten signature in black ink that reads "Clarke W. Gibson".

Clarke W. Gibson
Director



Operated by Virginia's Region 2000 Local Government Council.



Poplar Ridge
Barringer Group, LLC

RECEIVED

Stephen A. Carter
P.O. Box 336
Lovingson, VA 22949

FEB 11 2013

COUNTY ADMINISTRATOR'S
OFFICE

February 5, 2013

Subject: Regional Landfill Impact on Poplar Ridge Residents

Dear Mr. Carter:

As you may know, Barringer Group, LLC was the developer of Poplar Ridge subdivision, which lies along the Western border of the Campbell County Landfill and is directly affected by the Regional Landfill operations. Barringer Group is comprised of me and my three siblings, all of which live in the Poplar Ridge Subdivision or on Calohan Road on parcels adjacent to the subdivision. So, I write this letter not only as the developer of Poplar Ridge, but also as a resident who is very much concerned about the adverse impact of the Regional Landfill on our quality of life and property values.

Barringer Group made a significant investment of time and money (over \$1 million) to establish a nice development. We made this investment in 2005 with clear knowledge of the County Landfill. Many of the initial lots sold were adjacent to the County Landfill, and the new homeowners accepted the minor nuisances created by operation of the County landfill. However, the decision by Campbell County to join the Region 2000 Services Authority in 2007 and to allow the landfill to operate as a regional facility changed everything.

Barringer Group was not made aware of the Regional Landfill until long after Campbell County signed the Service Authority agreement. Since that time, we have been actively participated in public meetings directed at the Regional Landfill. During these meeting, we have expressed our concerns regarding increased truck traffic on Calohan Road and the noise created by these trucks traveling on the landfill access road. We also expressed concern about the dump site being visible above the tree line, and requested that Authority consider limiting the height of the filled cells in Phases III and IV.

While the County officials and Mr. Gibson understood our concerns, no commitment was made to consider limiting the height of the cells. However, there was a clear commitment by Mr. Gibson to install a sound and site barrier in the form of an earthen berm and engineered wall between the access road and Poplar Ridge lots. It was our understanding that this barrier was necessary in order to meet requirements of the Campbell County Heavy Industrial Zoning Ordinance. A key issue for the berm and wall was the height and length needed to serve as an effective barrier, particularly with respect to the noise created by the truck traffic.

Based on my recent observations and feedback from my neighbors in Poplar Ridge, it appears that our request to invest a little more money to increase the height and length of the barrier was ignored. So, while a significant investment has been made to create the current barrier, it is not

Barringer Group, LLC • 177 Holland Court • Rustburg, VA 24588
Eric Barringer (434) 821-3721 (434) 665-8867 (mobile)



Poplar Ridge
Barringer Group, LLC

adequate to effectively reduce the level of noise to which the residents are exposed. So, I am asking that the Board consider options to improve the effectiveness of the current site and sound barrier.

Also, during past meetings with Mr. Gibson, we were told that there would be stringent restrictions regarding jake-braking, blowing horns, etc., in order to minimize the noise created by the trucks traveling along the access road. Apparently, there are either no restrictions being placed on driving habits or the existing restrictions are not being enforced. I believe that this point was pointed out by Mr. Barnett during his recent conversation with you. I ask that the Board consider imposing and enforcing restrictions to reduce the noise levels.

Furthermore, I am asking that the Board seriously consider limiting the height of the filled cells in Phase III and Phase IV so that they are not visible above the tree line when viewed from Barringer Drive. I recognize that making such a decision would reduce the total capacity for the landfill, but doing so would be of great benefit to the residents of Poplar Ridge.

I thank you in advance for taking the time to read my letter, and to consider the requests expressed above. Please do not hesitate to call me at (434) 665-8867 if you have any questions, or would like to discuss any of the above points further.

Sincerely,

Eric A. Barringer
Managing Member



(attachment 6)

Region 2000 Regional Landfill
361 Livestock Road
Rustburg, VA 24588

March 18, 2013

Mr. Eric Barringer
177 Holland Court
Rustburg, VA 24588

Dear Mr. Barringer,

In response to your February 5, 2013 letter to Steven A. Carter, Region 2000 Services Authority Board member, the Region 2000 regional landfill staff has implemented several measures to mitigate noise and odors emanating from the landfill operation.

The Authority has built a sound barrier wall to screen the scale house area from your neighborhood. This wall is similar to those used on interstates and highways. A large earthen berm has also been constructed along the entrance road to help reduce truck traffic noise as the trucks drive down the grade approaching the scale. The new office near the entrance also acts as a barrier as well. A privacy fence was installed behind the office along the property line to further screen the site from the neighborhood. Evergreen trees were also planted near the property line between the active landfill cell and the neighborhood for additional screening.

We have recently installed two signs, one at the entrance gate and one at the landfill haul road leaving the working face asking drivers to refrain from using the engine breaks and horns unless necessary. A message stating this was also added to our FM broadcast the drivers tune to for unloading instructions as they enter the property. You can hear this message on FM 100.5.

We are also implementing operational measures in an effort to reduce noise and odors. While we are operating in the current landfill cell, we will construct berms with the solid waste along the side of the cell nearest your neighborhood. These berms will be covered with soil and will be seeded as they are built. The purpose is to build the berm, then operate behind it until we reach the height of the berm, about 10 feet, then build another berm, operate behind it and so on until we reach the final permitted grade. We will be operating in the cell adjacent to the neighborhood for about 3-4 more years. As we increase the height of the landfill, we will be moving away from the neighborhood due to the slopes we must maintain for stability, this along with the berms should help reduce the noise of the heavy equipment and the trucks unloading at the working face. Once this cell has reached capacity, operations will move to the next phase on the other side of the current active phase about 2000 feet northeast from the property line the landfill shares with your neighborhood.

Additionally, we have a stockpile of lime that our operators have been adding to the certain types of wastes that have particularly bad odors. We will soon begin experimenting with a new odor control product that was demonstrated here recently with positive results. A weather station has recently been installed on site and operators are monitoring the wind direction and speed to determine when lime must be applied in order to reduce the odors that may migrate into your neighborhood.

Sincerely,

A handwritten signature in black ink that reads "Clarke W. Gibson".

Clarke W. Gibson
Director



Operated by Virginia's Region 2000 Local Government Council.

RECEIVED

FEB 11 2013

COUNTY ADMINISTRATOR'S
OFFICE

WAYNE S. GREENLAW
196 Holland Court
Rustburg, VA 24588
434-821-0196
434-221-5066 cell

Stephen A. Carter (Treasurer)
P.O. Box 336
Lovington, VA 22949

Dear Mr. Carter:

I am a resident of Poplar Ridge. The Rustburg subdivision which is adjacent to the new land fill. When we purchased this house, we were told that the "dump" would soon be closing and would not re-open.

I am very concerned, as are my neighbors, about the new land fill situation and how it is affecting our development...the noise, the smell, the visual aspect of having this operation right next to us and the probability of it all affecting the value of our property is very upsetting.

I will not mention the history and promises made....you know that all too well. Please do your part in helping to extend the wall as it is no where near long enough. President Regan saw to it that the "wall" was torn down. I beg you to consider it your job to see that the "wall" is completed the way that it should be, so that we in Poplar Ridge are not affected so adversely by the sound and smell of garbage trucks from all over the area.

I want to thank you for listening to Mr. Don Barnett at the most recent board meeting. He is a very conscientious representative of our community. I am aware that Mr. Clark Gibson was directed to review additional costs to complete the wall and study the landfill operations. Please do your part to honestly understand how we have been affected by this new landfill; and then take action to improve the situation by making this issue a priority of Campbell County. Spring is right around the corner and we would like to be

able to resume our pleasant outdoor activities at home without the noise and smell that has become so offensive and upsetting.

Sincerely,


Wayne S. Greenlaw 2-5-13



(attachment 6)

Region 2000 Regional Landfill
361 Livestock Road
Rustburg, VA 24588

March 18, 2013

Mr. Wayne S. Greenlaw
196 Holland Court
Rustburg, VA 24588

Dear Mr. Greenlaw,

In response to your letter to Steven A. Carter, Region 2000 Services Authority Board member, the Region 2000 regional landfill staff has implemented several measures to mitigate noise and odors emanating from the landfill operation.

The Authority has built a sound barrier wall to screen the scale house area from your neighborhood. This wall is similar to those used on interstates and highways. A large earthen berm has also been constructed along the entrance road to help reduce truck traffic noise as the trucks drive down the grade approaching the scale. The new office near the entrance also acts as a barrier as well. A privacy fence was installed behind the office along the property line to further screen the site from the neighborhood. Evergreen trees were also planted near the property line between the active landfill cell and the neighborhood for additional screening.

We have recently installed two signs, one at the entrance gate and one at the landfill haul road leaving the working face asking drivers to refrain from using the engine breaks and horns unless necessary. A message stating this was also added to our FM broadcast the drivers tune to for unloading instructions as they enter the property. You can hear this message on FM 100.5.

We are also implementing operational measures in an effort to reduce noise and odors. While we are operating in the current landfill cell, we will construct berms with the solid waste along the side of the cell nearest your neighborhood. These berms will be covered with soil and will be seeded as they are built. The purpose is to build the berm, then operate behind it until we reach the height of the berm, about 10 feet, then build another berm, operate behind it and so on until we reach the final permitted grade. We will be operating in the cell adjacent to the neighborhood for about 3-4 more years. As we increase the height of the landfill, we will be moving away from the neighborhood due to the slopes we must maintain for stability, this along with the berms should help reduce the noise of the heavy equipment and the trucks unloading at the working face. Once this cell has reached capacity, operations will move to the next phase on the other side of the current active phase about 2000 feet northeast from the property line the landfill shares with your neighborhood.

Additionally, we have a stockpile of lime that our operators have been adding to the certain types of wastes that have particularly bad odors. We will soon begin experimenting with a new odor control product that was demonstrated here recently with positive results. A weather station has recently been installed on site and operators are monitoring the wind direction and speed to determine when lime must be applied in order to reduce the odors that may migrate into your neighborhood.

Sincerely,

A handwritten signature in black ink that reads "Clarke W. Gibson".

Clarke W. Gibson
Director



Operated by Virginia's Region 2000 Local Government Council.



City of Bedford, Virginia

Office of the City Manager

April 18, 2013

215 East Main Street
P.O. Box 807
Bedford, Virginia 24523
Phone (540) 587-6001
Fax (540) 587-6143

Region 2000 Services Authority
Region 2000 Local Government Council
828 Main Street, 12th Floor
Lynchburg, VA 24504

Dear Service Authority Members:

For the past two years, we have been discussing the effects the City of Bedford's reversion to Town status would have on the Regional Authority and the terms under which the City would be allowed to terminate membership. At this point, the City would like to state its position and make a proposal. The City's request is the result of the reversion process. We did not actively seek to exit but the manner in which solid waste disposal is dealt with in Bedford County makes it logical to do so. We will be paying for residential trash disposal through property taxes. Commercial and industrial waste will be charged for per ton. There is no free ride for the Town and to continue membership would be to double the cost for residential. We have worked throughout the process to restore a traditional County/Town relationship and utilizing the County landfill seems to be more in line with that effort.

Bedford has been a cooperative and active member of the Authority since its inception. And were it not for the issues inherent to the reversion process we might not be dealing with this particular issue. Since no other member is eligible to go through that process, our exit need not be precedent setting. We firmly support joint efforts to provide improved and efficient services. And we understand that there is a responsibility to support these organizations once they are created. The City recognizes that there may be some cost to its termination of membership and seeks to be fair and reasonable in a proposal.

Region 2000 Services Authority
April 18, 2013
Page 2

The analysis by SAIC indicates the impact, either for good or bad, would mostly impact Campbell County and Lynchburg. The commercial utilization of the newly available 'Bedford' airspace would have a different impact than expanded member utilization for example. Based upon the analysis figures we would offer to pay \$100,000 to the Authority to mitigate any impact our exit might cause. This would cover the projected impact for two years under a no new flow scenario with about \$10,000 extra to cover some legal or administrative costs. Over that two year period the tonnage flow from members and potentially new commercial customers could easily cover the lost tonnage. Or the members may decide the extra space is more valuable to reserve for their own use. We would pay the funds over a two year period, \$50,000 each year commencing in FY2014. We hope this is acceptable to the Authority membership and look forward to discussing it at the April 24, 2013, meeting.

If you have any questions prior to the meeting, please feel free to call me.

Sincerely,



Charles P. Kolakowski
City Manager

CPK:dba

Enclosure

**RESOLUTION
REQUESTING PERMISSION TO WITHDRAW FROM MEMBERSHIP
IN THE REGION 2000 SERVICES AUTHORITY**

WHEREAS, the City of Bedford is currently a member of the Region 2000 Services Authority which provides landfill availability to its members; and


WHEREAS, the City of Bedford is in the process of reverting from City to Town status effective July 1, 2013; and

WHEREAS, because of its status as part of Bedford County, the Town of Bedford will be able to utilize the Bedford County landfill facility for solid waste disposal and thus no longer have a need to utilize the Service Authority's facility; and

WHEREAS, the Virginia Code [Sect. 15.2-5112] provides for withdrawal of membership with the agreement of the Authority and the governing bodies of the members;

NOW, THEREFORE BE IT RESOLVED, by the Bedford City Council that they hereby formally request that the Region 2000 Services Authority and its members agree to allow the City of Bedford to withdraw from its membership in the Authority.

I hereby certify that the foregoing is a true and exact copy of a Resolution adopted at a called meeting of the Council of the City of Bedford, Virginia, held on April 9, 2013, at which said meeting a quorum was present and voted.



Deputy Clerk of the Council

**RESOLUTION OF REGION 2000 SERVICES AUTHORITY DECLARING
ITS INTENTION TO REIMBURSE ITSELF FROM THE PROCEEDS OF
ONE OR MORE TAX-EXEMPT FINANCINGS FOR CERTAIN
EXPENDITURES MADE AND/OR TO BE MADE IN CONNECTION
WITH THE DESIGN, CONSTRUCTION AND INSTALLATION OF
SOLID WASTE FACILITIES**

WHEREAS, the Region 2000 Services Authority (**the “Authority”**) is a political subdivision organized and existing under the laws of the Commonwealth of Virginia; and

WHEREAS, the Authority has paid beginning no earlier than February __, 2013 (60 days prior to the date of adoption of this resolution), and will pay, on and after the date hereof, certain expenditures (**“Expenditures”**) for the engineering, design, permitting, construction and installation of solid waste facilities, including an additional solid waste landfill cell and related improvements and sound mitigation improvements to the landfill (**together, the “Project”**); and

WHEREAS, the Authority has determined that those moneys previously advanced no earlier than 60 days prior to the date of adoption of this resolution and to be advanced on and after the date hereof to pay the Expenditures are available only for a temporary period and it is necessary to reimburse the Authority for the Expenditures from the proceeds of one or more issues of tax-exempt bonds (**the “Bonds”**).

NOW, THEREFORE, BE IT RESOLVED BY THE AUTHORITY AS FOLLOWS:

Section 1. The Authority hereby declares its intent to reimburse itself with the proceeds of the Bonds for the Expenditures with respect to the Project made on and after the dates referenced above. The Authority reasonably expects on the date hereof that it will reimburse the Expenditures with the proceeds of the Bonds.

Section 2. Each Expenditure was and will be either (a) of a type properly chargeable to capital account under general federal income tax principles (determined in each case as of the date of the Expenditures), (b) a cost of issuance with respect to the Bonds, (c) a nonrecurring item that is not customarily payable from current revenues, or (d) a grant to a party that is not related to or an agent of the Authority so long as such grant does not impose any obligation or condition (directly or indirectly) to repay any amount to or for the benefit of the Authority.

Section 3. The maximum principal amount of the Bonds expected to be issued for the Project is \$3,200,000.

Section 4. The Authority will make a reimbursement allocation, which is a written allocation by the Authority that evidences the Authority’s use of proceeds of the Bonds to reimburse an Expenditure, no later than 18 months after the later of the date on which the Expenditure is paid or the Project is placed in service or abandoned, but in no event more than three years after the date on which the Expenditure is paid. The Authority recognizes that exceptions are available for certain “preliminary expenditures,” costs of issuance, certain de

minimis amounts, expenditures by “small issuers” (based on the year of issuance and not the year of expenditure) and expenditures for construction projects of at least 5 years.

Section 5. All actions of Authority officers, employees, agents and representatives in publishing a notice of public hearing regarding issuance of the Bonds as required by law are hereby approved and ratified.

Section 6. This resolution shall take effect immediately upon its passage.

ADOPTED: This ___ day of _____, 2013.

The members of the Authority Board voted as follows on the adoption of this Resolution:

<u>Ayes</u>	<u>Nays</u>	<u>Absent</u>	<u>Abstentions</u>
--------------------	--------------------	----------------------	---------------------------

CERTIFICATE

I, Gary Christie, the undersigned Secretary of the Region 2000 Services Authority (**the “Authority”**), hereby certify that attached hereto is a true and correct copy of a Resolution adopted by the Authority on _____, 2013, which Resolution has not been amended, modified or repealed as of the date hereof.

Secretary
Region 2000 Services Authority



NOTES:

- 1.) Source of Meridian: record north based upon: Instrument number 080005804.
- 2.) Vertical datum: none.
- 3.) Parcel "C" boundary based on a field survey performed on March 20, 2013. Courses A-N shown hereon compiled from previous plats and deeds of record Draper Aden Associates plat Project No. P-5863-06, dated 6-29-90 and Hurt & Proffitt, Inc. plat file # SL-7549 dated 1-23-98, and revised 2-11-98.
- 4.) This survey was prepared without the benefit of a title commitment or title report and all easements and encumbrances that might be disclosed in a title search may not be shown.
- 5.) The property shown hereon is the same Parcel B acquired by Region 2000 services Authority by deed recorded in Instrument No. 080005804.

APPROVING AGENCY:
 UNDER THE AUTHORITY OF THE CITY OF LYNCHBURG
 SUBDIVISION AND ZONING ORDINANCES, THE "SUBDIVISION PLAT"
 IS HEREBY APPROVED FOR RECORDATION.

CITY ENGINEER, LYNCHBURG, VIRGINIA _____ DATE _____

CITY PLANNER, LYNCHBURG, VIRGINIA _____ DATE _____

STATEMENT OF FREE CONSENT

THE SUBDIVISION OF THE LAND DESCRIBED HEREIN IS WITH THE FREE CONSENT AND IN ACCORDANCE WITH THE DESIRES OF THE UNDERSIGNED OWNERS, PROPRIETORS, AND TRUSTEES. THE OWNERS CERTIFY THAT THEY ARE THE FEE SIMPLE OWNERS OF SAID LAND AND ARE LEGALLY ENTITLED TO SUBDIVIDE THE SAME.

(REPRESENTATIVE) REGION 2000 SERVICES AUTHORITY _____ DATE _____


NOTARY STATEMENT

STATE OF VIRGINIA
 COUNTY/CITY OF _____, TO WIT:

I, _____, A NOTARY PUBLIC IN AND FOR THE STATE AND COUNTY AFORESAID, DO HEREBY CERTIFY THAT A REPRESENTATIVE OF REGION 2000 SERVICES AUTHORITY WHOSE NAME IS SIGNED TO THE FOREGOING WRITINGS, HAS APPEARED BEFORE ME AND ACKNOWLEDGED THE SAME.

MY COMMISSION EXPIRES _____ GIVEN UNDER MY HAND ON THIS _____ DAY OF _____, 2013.

NOTARY PUBLIC _____ REG. No. _____



CITY OF LYNCHBURG
 TM 280-01-002
 5.892 ACRES

CITY OF LYNCHBURG
 TM 107-06-001
 4.539 ACRES

PARCEL B
 REGION 2000
 SERVICES AUTHORITY
 TM 280-01-003
 INSTR. No. 080005804
 ORIGINAL AREA 113.096 ACRES
 NEW AREA 111.552 ACRES
 PRESENT ZONING B-6


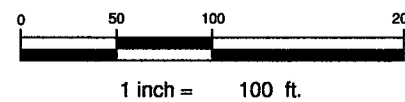
NEW
 PARCEL C
 1.544 ACRES

VA. DEPT. OF HIGHWAYS
 D.B. 439, PG. 324
 T.M. 280-01-005

PARCEL A
 REGION 2000
 SERVICES AUTHORITY
 TM 281-03-001
 INSTR. No. 080005804
 28.617 ACRES

LINE	BEARING	DISTANCE
L1	S32°20'26"E	53.85'
L2	S54°08'31"E	50.00'
L3	N49°16'02"E	134.83'
L4	S38°13'34"E	31.21'
L5	N52°39'47"E	89.36'
L6	S73°08'38"E	77.77'
L7	S56°20'39"E	77.14'
L8	N86°34'33"E	71.95'
L9	S03°12'21"E	32.31'
L10	S38°22'24"E	94.13'

PRELIMINARY



Draper Aden Associates
 Engineering • Surveying • Environmental Services
 Blacksburg, VA
 2206 South Main Street
 Blacksburg, VA 24060
 540-552-0444 Fax: 540-552-0291
 www.daa.com



**PLAT SOWING DIVISION OF PARCEL B
 REGION 2000 SERVICES
 AUTHORITY PROPERTY
 CITY OF LYNCHBURG, VIRGINIA**

REVISIONS

DESIGNED BY: N/A
 DRAWN BY: JFF
 CHECKED BY: LWK
 SCALE: 1" = 100'
 DATE: 03-26-13
 PROJECT NUMBER:
B09107-44A

**SHEET
 1 OF 1**

P:\08010080107\B09107-44A\CONCORD EASEMENT\WORK\dwg April 2, 2013 1:38:46 PM

**REGION 2000 REGIONAL LANDFILL
AVERAGE TONS PER MONTH GENERATING REVENUE**

